


LEARNING CENTERS

HOW Used with preschool children and beyond when activities are developmentally appropriate and educationally valuable.



WHAT Instructional workstations. Examples include science, art, games, writing, reading, listening, dramatic play, computer, video viewing, puppets, and blocks.



WHEN Centers can be used:

1. When students are done with their assigned work
2. At some point in the week when the teacher wants to reinforce concepts taught or work with smaller groups of students



WHY These activities build independence and a sense of responsibility, and promote creative thinking and problem solving.

WHERE Set up around the room away from the regular seating, or circle-time area.

LEARNING CENTERS

HOW

1. Set up centers in advance.
2. Arrange them so they are inviting to children.
3. Make sure centers are well equipped.
4. At each center provide instructions for what is to be completed. If children are prereaders, provide them with symbolic directions or orally explain each center.
5. Provide an example of what children are to complete.
6. Have students respond to the activity in some way. Perhaps they can have a learning center recording sheet stamped, or they can answer questions to be viewed by the next group.



Equipping Interest Centers

Name _____ Date _____ Period _____

Complete the following chart by listing items that might be included in each of the interest centers shown.

Hobby Center	Block center	Cooking Center
Science Center	Math center	Game Center
Music Center	Dramatic Play Center	Arts and Cmfk Center

ROOM ARRANGEMENT

**F
A
M
I
L
Y**

**I
N
F
A
N
T**

**T
O
D
D
L
E
R**

**P
R
E
S
C
H
O
L**

**s
C
H
O
L
A
G
E**

- | | | | | | |
|--------------------------|--------------------------|--------------------------|--------------------------|--------------------------|--|
| <input type="checkbox"/> | <input type="checkbox"/> | <input type="checkbox"/> | <input type="checkbox"/> | <input type="checkbox"/> | Space is divided into several distinct interest areas. |
| <input type="checkbox"/> | <input type="checkbox"/> | <input type="checkbox"/> | <input type="checkbox"/> | <input type="checkbox"/> | Boundaries are well defined. |
| <input type="checkbox"/> | <input type="checkbox"/> | <input type="checkbox"/> | <input type="checkbox"/> | <input type="checkbox"/> | Teachers/providers can see into each area from any point in the room. |
| <input type="checkbox"/> | <input type="checkbox"/> | <input type="checkbox"/> | <input type="checkbox"/> | <input type="checkbox"/> | Each area has adequate space for children and their materials. |
| <input type="checkbox"/> | <input type="checkbox"/> | <input type="checkbox"/> | <input type="checkbox"/> | <input type="checkbox"/> | Work areas are not cluttered with unnecessary materials and/or furniture. |
| <input type="checkbox"/> | <input type="checkbox"/> | <input type="checkbox"/> | <input type="checkbox"/> | <input type="checkbox"/> | Some child-size furniture is used in all areas. |
| <input type="checkbox"/> | <input type="checkbox"/> | <input type="checkbox"/> | <input type="checkbox"/> | <input type="checkbox"/> | Traffic flow allows children to work without interruptions (or as few as possible). |
| <input type="checkbox"/> | <input type="checkbox"/> | <input type="checkbox"/> | <input type="checkbox"/> | <input type="checkbox"/> | Noisy and quiet areas are separate. |
| <input type="checkbox"/> | <input type="checkbox"/> | <input type="checkbox"/> | <input type="checkbox"/> | <input type="checkbox"/> | Children have their own storage space for personal belongings. |
| <input type="checkbox"/> | <input type="checkbox"/> | <input type="checkbox"/> | <input type="checkbox"/> | <input type="checkbox"/> | Storage spaces are properly labeled for easy identification. |
| <input type="checkbox"/> | <input type="checkbox"/> | <input type="checkbox"/> | <input type="checkbox"/> | <input type="checkbox"/> | Exits and restrooms are clearly marked. |
| <input type="checkbox"/> | <input type="checkbox"/> | <input type="checkbox"/> | <input type="checkbox"/> | <input type="checkbox"/> | Teachers/providers have their own storage space which is separate from the children's |
| <input type="checkbox"/> | <input type="checkbox"/> | <input type="checkbox"/> | <input type="checkbox"/> | <input type="checkbox"/> | Both carpeted and hard surface floors for children to play on. |

ROOM SET UP CHECKLIST

F A M I L Y	I N F A N T	T O D D L E R	P R E S C H O L	S C H O L A G E
----------------------------	----------------------------	---------------------------------	--------------------------------------	--

DISPLAY

- | | | | | | |
|--------------------------|--------------------------|--------------------------|--------------------------|--------------------------|---|
| <input type="checkbox"/> | <input type="checkbox"/> | <input type="checkbox"/> | <input type="checkbox"/> | <input type="checkbox"/> | Many colorful, simple photographs and/or pictures displayed where children can easily see them. Some within easy reach including multi-cultural and anti-bias pictures. |
| <input type="checkbox"/> | <input type="checkbox"/> | <input type="checkbox"/> | <input type="checkbox"/> | <input type="checkbox"/> | Photographs of children in groups, their families, pets or other familiar areas displayed at child's eye level. |
| <input type="checkbox"/> | <input type="checkbox"/> | <input type="checkbox"/> | <input type="checkbox"/> | <input type="checkbox"/> | Pictures protected from being torn. |
| <input type="checkbox"/> | <input type="checkbox"/> | <input type="checkbox"/> | <input type="checkbox"/> | <input type="checkbox"/> | Pictures changed periodically. |
| <input type="checkbox"/> | <input type="checkbox"/> | <input type="checkbox"/> | <input type="checkbox"/> | <input type="checkbox"/> | Written records available for parents to see of infant's daily feeding, diapering and naps. |
| <input type="checkbox"/> | <input type="checkbox"/> | <input type="checkbox"/> | <input type="checkbox"/> | <input type="checkbox"/> | Mirrors installed at children's eye level . |
| <input type="checkbox"/> | <input type="checkbox"/> | <input type="checkbox"/> | <input type="checkbox"/> | <input type="checkbox"/> | Display areas for children's use. |



- | | | | | | |
|--------------------------|--------------------------|--------------------------|--------------------------|--------------------------|--|
| <input type="checkbox"/> | <input type="checkbox"/> | <input type="checkbox"/> | <input type="checkbox"/> | <input type="checkbox"/> | Some adult furniture for use in routine care and for parents to nurse infants. |
| <input type="checkbox"/> | <input type="checkbox"/> | <input type="checkbox"/> | <input type="checkbox"/> | <input type="checkbox"/> | Sturdy furniture available for infants to pull themselves up to standing. |
| <input type="checkbox"/> | <input type="checkbox"/> | <input type="checkbox"/> | <input type="checkbox"/> | <input type="checkbox"/> | Child-sized furniture available. |

DEVELOPMENTALLY APPROPRIATE INTEREST AREAS
WHAT TO LOOK FOR

F	I	T	P	S
A	N	O	R	C
M	F	D	E	H
I	A	D	S	O
L	N	L	C	L
Y	T	E	H	
		R	O	A
			O	G
			L	E

LARGE MOTOR/OUTDOOR AREA

- | | | | | | |
|--------------------------|--------------------------|--------------------------|--------------------------|--------------------------|--|
| <input type="checkbox"/> | <input type="checkbox"/> | <input type="checkbox"/> | <input type="checkbox"/> | <input type="checkbox"/> | Landscape components: shade trees, shrubs, grass, sand, hills and flat areas. |
| <input type="checkbox"/> | <input type="checkbox"/> | <input type="checkbox"/> | <input type="checkbox"/> | <input type="checkbox"/> | All plants are non-toxic and vary in color if possible. |
| <input type="checkbox"/> | <input type="checkbox"/> | <input type="checkbox"/> | <input type="checkbox"/> | <input type="checkbox"/> | Colors of play equipment are varied if possible. |
| <input type="checkbox"/> | <input type="checkbox"/> | <input type="checkbox"/> | <input type="checkbox"/> | <input type="checkbox"/> | Play equipment is appropriate for age level(s). |
| <input type="checkbox"/> | <input type="checkbox"/> | <input type="checkbox"/> | <input type="checkbox"/> | <input type="checkbox"/> | Play equipment has no sharp edges, fasteners are flush mounted and/or covered, etc. |
| <input type="checkbox"/> | <input type="checkbox"/> | <input type="checkbox"/> | <input type="checkbox"/> | <input type="checkbox"/> | Play equipment is inspected regularly. . |
| <input type="checkbox"/> | <input type="checkbox"/> | <input type="checkbox"/> | <input type="checkbox"/> | <input type="checkbox"/> | Adequate materials for sand area are supplied such as: shovels, sand molds, scoops, buckets, cars, hoses, etc. |
| <input type="checkbox"/> | | <input type="checkbox"/> | <input type="checkbox"/> | <input type="checkbox"/> | Hard surface area for balls, bikes, etc. |
| <input type="checkbox"/> | <input type="checkbox"/> | <input type="checkbox"/> | <input type="checkbox"/> | <input type="checkbox"/> | Specific boundaries established so that children can play without disturbance and build their competency. |
| <input type="checkbox"/> | <input type="checkbox"/> | <input type="checkbox"/> | <input type="checkbox"/> | <input type="checkbox"/> | Outdoor area for art and table activities is near a water source if possible. |
| <input type="checkbox"/> | <input type="checkbox"/> | <input type="checkbox"/> | <input type="checkbox"/> | <input type="checkbox"/> | Grassy area and carpeted area for infants to explore. |
| <input type="checkbox"/> | <input type="checkbox"/> | <input type="checkbox"/> | <input type="checkbox"/> | <input type="checkbox"/> | Wind chimes or other sensory stimulus available. |
| <input type="checkbox"/> | <input type="checkbox"/> | <input type="checkbox"/> | <input type="checkbox"/> | <input type="checkbox"/> | Shallow pool available for water play in warm weather. |
| <input type="checkbox"/> | | <input type="checkbox"/> | <input type="checkbox"/> | <input type="checkbox"/> | Riding toys and riding path with multiple textures if possible. |

DEVELOPMENTALLY APPROPRIATE INTEREST AREAS
WHAT TO LOOK FOR

F	I	T	P	S	
A	N	O	R	C	
M	F	D	E	H	
I	A	D	S	O	
L	N	L	C	O	
Y	T	E	H	L	
		R	O		
			L		A
				G	
				E	

BLOCK AREA

- | | | | | |
|--------------------------|--------------------------|--------------------------|--------------------------|--|
| <input type="checkbox"/> | <input type="checkbox"/> | <input type="checkbox"/> | <input type="checkbox"/> | Boundaries are clearly defined. |
| <input type="checkbox"/> | <input type="checkbox"/> | <input type="checkbox"/> | <input type="checkbox"/> | Teachers/providers can see into each area from any point in the room. |
| <input type="checkbox"/> | <input type="checkbox"/> | <input type="checkbox"/> | <input type="checkbox"/> | Noisy ▪ keep away from major quiet areas. |
| <input type="checkbox"/> | <input type="checkbox"/> | <input type="checkbox"/> | <input type="checkbox"/> | Not in direct line of traffic. |
| <input type="checkbox"/> | <input type="checkbox"/> | cl | <input type="checkbox"/> | Blocks are kept on self-help shelves for easy access by children. |
| <input type="checkbox"/> | <input type="checkbox"/> | <input type="checkbox"/> | <input type="checkbox"/> | Blocks are organized by size and shape. |
| <input type="checkbox"/> | <input type="checkbox"/> | cl | <input type="checkbox"/> | Shelves are labeled for identification by children (diagrams, words and pictures can be used). |
| C | <input type="checkbox"/> | <input type="checkbox"/> | <input type="checkbox"/> | Block area is carpeted or has a large rug which is secured to the floor for noise control. |
| <input type="checkbox"/> | <input type="checkbox"/> | <input type="checkbox"/> | <input type="checkbox"/> | Lots of accessories to use with blocks. |

DEVELOP

C

WHAT TO LOOK FOR

F	I	T	P	S
A	N	O	R	C
M	F	D	E	H
I	A	D	S	O
L	N	L	C	O
Y	T	E	H	L
		R	O	A
			O	G
			L	E

SCIENCE AREA

- | | | | | |
|--------------------------|--------------------------|--------------------------|--------------------------|--|
| <input type="checkbox"/> | <input type="checkbox"/> | <input type="checkbox"/> | <input type="checkbox"/> | Center located near a water source. |
| <input type="checkbox"/> | <input type="checkbox"/> | <input type="checkbox"/> | <input type="checkbox"/> | Locate center in front of a sunny window. |
| <input type="checkbox"/> | <input type="checkbox"/> | <input type="checkbox"/> | <input type="checkbox"/> | Ample space provided in order to offer a large center for several different activities and room to move. |
| <input type="checkbox"/> | <input type="checkbox"/> | <input type="checkbox"/> | <input type="checkbox"/> | Make use -of other centers in your room to move. |
| <input type="checkbox"/> | <input type="checkbox"/> | <input type="checkbox"/> | <input type="checkbox"/> | Locate individual activities in a quiet, protected area such as against a wall. |
| <input type="checkbox"/> | <input type="checkbox"/> | <input type="checkbox"/> | <input type="checkbox"/> | Walls used to display results of experiments, children's observations, other colorful charts/posters. |
| <input type="checkbox"/> | <input type="checkbox"/> | <input type="checkbox"/> | <input type="checkbox"/> | Children can do something active with the objects in your displays. |
| <input type="checkbox"/> | <input type="checkbox"/> | <input type="checkbox"/> | <input type="checkbox"/> | Children help to create displays; contribute to displays. |
| <input type="checkbox"/> | <input type="checkbox"/> | <input type="checkbox"/> | <input type="checkbox"/> | Portable science kits available for children. |
| <input type="checkbox"/> | <input type="checkbox"/> | <input type="checkbox"/> | <input type="checkbox"/> | Ample supply of raw materials and tools provided. |
| <input type="checkbox"/> | <input type="checkbox"/> | <input type="checkbox"/> | <input type="checkbox"/> | Materials organized into self-contained activities for one or two children. |
| <input type="checkbox"/> | <input type="checkbox"/> | <input type="checkbox"/> | <input type="checkbox"/> | More than one of each item provided whenever possible. |
| <input type="checkbox"/> | <input type="checkbox"/> | <input type="checkbox"/> | <input type="checkbox"/> | All materials are safe for use by children. |
| <input type="checkbox"/> | <input type="checkbox"/> | <input type="checkbox"/> | <input type="checkbox"/> | Materials placed within children's reach. |
| <input type="checkbox"/> | <input type="checkbox"/> | <input type="checkbox"/> | <input type="checkbox"/> | Containers and shelves labeled for easy accessibility and cleanup. |

DEVELOPMENTALLY APPROPRIATE INTEREST AREAS
WHAT TO LOOK FOR

F I T P S
 A N O R C
 M F D E H
 I A D S O
 L N L C O
 Y T E H L
 R O
 O A
 L G
 E E

● LANGUAGE/QUIET/SI' AREA*

- | | | | | | |
|--------------------------|--------------------------|--------------------------|--------------------------|--------------------------|--|
| <input type="checkbox"/> | <input type="checkbox"/> | <input type="checkbox"/> | <input type="checkbox"/> | <input type="checkbox"/> | Boundaries are clearly defined. |
| <input type="checkbox"/> | <input type="checkbox"/> | <input type="checkbox"/> | <input type="checkbox"/> | <input type="checkbox"/> | Teachers/providers can see into each area from any point in the room. |
| <input type="checkbox"/> | <input type="checkbox"/> | <input type="checkbox"/> | <input type="checkbox"/> | <input type="checkbox"/> | Quiet • keep away from major noise areas. |
| <input type="checkbox"/> | <input type="checkbox"/> | <input type="checkbox"/> | <input type="checkbox"/> | <input type="checkbox"/> | Not in direct line of traffic. |
| <input type="checkbox"/> | <input type="checkbox"/> | <input type="checkbox"/> | <input type="checkbox"/> | <input type="checkbox"/> | Self help shelves: books are easily accessible by children and can be returned easily. |
| <input type="checkbox"/> | <input type="checkbox"/> | <input type="checkbox"/> | <input type="checkbox"/> | <input type="checkbox"/> | Shelves are not overcrowded. |
| <input type="checkbox"/> | <input type="checkbox"/> | <input type="checkbox"/> | <input type="checkbox"/> | <input type="checkbox"/> | Plenty of proper lighting. |
| <input type="checkbox"/> | <input type="checkbox"/> | <input type="checkbox"/> | <input type="checkbox"/> | <input type="checkbox"/> | Comfortable and inviting: carpeted/throw rugs, pillows, child size chairs, sofa, etc. |
| <input type="checkbox"/> | <input type="checkbox"/> | <input type="checkbox"/> | <input type="checkbox"/> | <input type="checkbox"/> | Books offered are for appropriate age levels. |
| <input type="checkbox"/> | <input type="checkbox"/> | <input type="checkbox"/> | <input type="checkbox"/> | <input type="checkbox"/> | Anti-bias books are offered which are of appropriate form and nature. |
| | | | <input type="checkbox"/> | <input type="checkbox"/> | Regular trips to the library to check out books. |
| <input type="checkbox"/> | | <input type="checkbox"/> | <input type="checkbox"/> | <input type="checkbox"/> | Private place for one child to be alone. |
| <input type="checkbox"/> | | | | <input type="checkbox"/> | Study tables and chairs. |
| <input type="checkbox"/> | | | | <input type="checkbox"/> | School supplies available. |
| <input type="checkbox"/> | | | | <input type="checkbox"/> | Reference books available. |
| <input type="checkbox"/> | | | | <input type="checkbox"/> | Tutors available. |
| <input type="checkbox"/> | | | | <input type="checkbox"/> | Bulletin boards for children's use. |

DEVELOPMENTALLY APPROPRIATE INTEREST AREAS
WHAT TO LOOK FOR

F	I	.T	P	S
A	N	O	R	C
M	F	D	E	H
I	A	D	S	O
L	N	L	C	O
Y	T	E	H	L
		R	O	A
			O	G
			L	E

GAME AND TOY AREA

- | | | | | | |
|-------------------------------------|-------------------------------------|-------------------------------------|-------------------------------------|-------------------------------------|---|
| <input type="checkbox"/> | <input type="checkbox"/> | <input type="checkbox"/> | <input type="checkbox"/> | <input type="checkbox"/> | Boundaries are clearly defined. |
| <input type="checkbox"/> | <input checked="" type="checkbox"/> | <input type="checkbox"/> | <input type="checkbox"/> | <input type="checkbox"/> | Teachers/providers can see into each area from any point in the room. |
| <input type="checkbox"/> | <input type="checkbox"/> | <input checked="" type="checkbox"/> | <input type="checkbox"/> | <input type="checkbox"/> | Away from direct lines of traffic. |
| <input checked="" type="checkbox"/> | | <input checked="" type="checkbox"/> | <input checked="" type="checkbox"/> | <input type="checkbox"/> | Child size tables and chairs close to shelves of materials. |
| <input type="checkbox"/> | <input checked="" type="checkbox"/> | <input checked="" type="checkbox"/> | <input type="checkbox"/> | <input type="checkbox"/> | Self-help shelves with materials accessible to children. |
| <input type="checkbox"/> | | <input type="checkbox"/> | <input checked="" type="checkbox"/> | <input type="checkbox"/> | Shelves are labeled for easy identification and children can feel competent during clean up (diagrams, words and pictures can be used). |
| <input type="checkbox"/> | | <input type="checkbox"/> | <input type="checkbox"/> | <input checked="" type="checkbox"/> | Shallow containers for storage of small items. |
| <input type="checkbox"/> | <input type="checkbox"/> | <input type="checkbox"/> | <input type="checkbox"/> | <input type="checkbox"/> | Shelves are inviting and uncluttered. |
| <input type="checkbox"/> | <input checked="" type="checkbox"/> | <input type="checkbox"/> | <input type="checkbox"/> | <input type="checkbox"/> | Materials are changed periodically to keep the interests of the children.. |
| <input type="checkbox"/> | | <input type="checkbox"/> | <input type="checkbox"/> | <input type="checkbox"/> | Place to leave out game, puzzle, etc. that are in progress. |
| <input checked="" type="checkbox"/> | <input type="checkbox"/> | <input checked="" type="checkbox"/> | <input type="checkbox"/> | <input type="checkbox"/> | Items provided in various sizes, shapes, textures, colors, and sounds. |
| <input type="checkbox"/> | <input type="checkbox"/> | <input type="checkbox"/> | | | Materials that can be swallowed are inaccessible. |
| <input type="checkbox"/> | <input type="checkbox"/> | <input type="checkbox"/> | <input type="checkbox"/> | <input checked="" type="checkbox"/> | Many easy to clean toys available. |

DEVELOPMENTALLY APPROPRIATE INTEREST AREAS
WHAT TO LOOK FOR

F A M I L Y	I N F A N T	T O D D L E R	P R E S C H O L	S C H O L A G E
----------------------------	----------------------------	---------------------------------	--------------------------------------	--------------------------------------

DRAMATIC PLAY AREA

- | | | | | |
|--|--|--|--|--|
| <input type="checkbox"/>
<input type="checkbox"/> | <input type="checkbox"/>
<input type="checkbox"/> | <input type="checkbox"/>
<input type="checkbox"/> | <input type="checkbox"/>
<input type="checkbox"/> | <p>Boundaries are clearly defined.</p> <p>Teachers/providers can see into each area from any point in the room.</p> |
| <input type="checkbox"/>
<input type="checkbox"/> | <input type="checkbox"/>
<input type="checkbox"/> | <input type="checkbox"/>
<input type="checkbox"/> | <input type="checkbox"/>
<input type="checkbox"/> | <p>Moderate noise, away from quiet areas.</p> <p>Keep out of direct lines of traffic. (NOTE: children may incorporate a major part of the room during play).</p> |
| <input type="checkbox"/>
<input type="checkbox"/> | <input type="checkbox"/>
<input type="checkbox"/> | <input type="checkbox"/>
<input type="checkbox"/> | <input type="checkbox"/>
<input type="checkbox"/> | <p>Adequate space for active play of 3-4 children.</p> <p>Child-sized furniture: stove, sink, refrigerator, table, chairs, rocker, etc.</p> |
| <input type="checkbox"/> | <input type="checkbox"/> | <input type="checkbox"/> | <input type="checkbox"/> | <p>Supplemental materials changed from time to time to adapt to themes for new experiences such as: store, restaurant, post office, bank, materials, etc.</p> |
| <input type="checkbox"/>
<input type="checkbox"/> | <input type="checkbox"/>
<input type="checkbox"/> | <input type="checkbox"/>
<input type="checkbox"/> | <input type="checkbox"/>
<input type="checkbox"/> | <p>Workable storage system for clothes and accessories.</p> <p>Anti-bias materials, clothing, and props.</p> |

DEVELOPMENTALLY APPROPRIATE INTEREST AREAS
WHAT TO LOOK FOR

F	I	T	P	S
A	N	O	R	C
M	F	D	E	H
I	A	D	S	O
L	N	L	C	O
Y	T	E	H	L
		R	O	A
			O	G
			L	E

CARPENTRY AREA

- | | | |
|--------------------------|--------------------------|--|
| <input type="checkbox"/> | <input type="checkbox"/> | Boundaries are clearly defined. |
| <input type="checkbox"/> | <input type="checkbox"/> | Teachers/providers can see into each area from any point in the room. |
| <input type="checkbox"/> | <input type="checkbox"/> | Children are trained in proper use of tools. |
| <input type="checkbox"/> | <input type="checkbox"/> | Noisy • keep away from quiet areas. |
| <input type="checkbox"/> | <input type="checkbox"/> | Child size tables with clamps and vises for holding wood during sawing and sanding. |
| <input type="checkbox"/> | <input type="checkbox"/> | Materials and equipment are easily accessible to the children. |
| <input type="checkbox"/> | <input type="checkbox"/> | “Real” tools are to be used. |
| <input type="checkbox"/> | <input type="checkbox"/> | Materials consist of: wood scraps, nails, screws, wood glue, saws, sandpaper, hammers, and screwdrivers. |
| <input type="checkbox"/> | <input type="checkbox"/> | There needs to be one of each tool available per child allowed in the area. |
| <input type="checkbox"/> | <input type="checkbox"/> | Do not overcrowd for safety purposes. Two to four children allowed at one time. |
| <input type="checkbox"/> | <input type="checkbox"/> | This area is out of the traffic flow. This is also a great outdoor activity. |
| <input type="checkbox"/> | <input type="checkbox"/> | Adequate storage for materials and equipment. |
| <input type="checkbox"/> | <input type="checkbox"/> | Storage unit is properly labeled (diagrams, words, and pictures can be used). |
| <input type="checkbox"/> | <input type="checkbox"/> | For safety; use of gloves and goggles is required. |

DEVELOPMENTALLY APPROPRIATE INTEREST AREAS
WHAT TO LOOK FOR

F	I	T	P	S
A	N	O	R	C
M	F	D	E	H
I	A	D	S	O
L	N	L	C	O
Y	T	E	H	L
		R	O	A
			O	G
			L	E

MUSIC/CIRCLE AREA

- | | | | | | |
|--------------------------|--------------------------|--------------------------|--------------------------|--------------------------|---|
| <input type="checkbox"/> | | <input type="checkbox"/> | <input type="checkbox"/> | <input type="checkbox"/> | Moderate to high noise - keep away from quiet areas. |
| <input type="checkbox"/> | | <input type="checkbox"/> | <input type="checkbox"/> | <input type="checkbox"/> | Plenty of space for active movement. |
| <input type="checkbox"/> | <input type="checkbox"/> | <input type="checkbox"/> | <input type="checkbox"/> | <input type="checkbox"/> | Variety of instruments such as: triangles, bells, sand blocks, xylophone, tambourines, drum and rhythm sticks, keyboard. |
| <input type="checkbox"/> | <input type="checkbox"/> | <input type="checkbox"/> | cl | <input type="checkbox"/> | Cassette player and tapes. |
| <input type="checkbox"/> | <input type="checkbox"/> | cl | <input type="checkbox"/> | <input type="checkbox"/> | Tapes are properly labeled for quick reference: title, themes, artist, etc. (NOTE: Cassette player and tapes do not necessarily need to be accessible to children). |
| <input type="checkbox"/> | <input type="checkbox"/> | <input type="checkbox"/> | <input type="checkbox"/> | <input type="checkbox"/> | Multi-cultural music available: Latin, Jamaican, Spanish, etc. Great rhythm sounds. |
| <input type="checkbox"/> | <input type="checkbox"/> | • | <input type="checkbox"/> | <input type="checkbox"/> | Different types of music available such as children's songs, classical, popular, etc. |

DEVELOPMENTALLY APPROPRIATE INTEREST AREAS
WHAT TO LOOK FOR

F	I	T	P	S
A	N	O	R	C
M	F	D	E	H
I	A	D	S	O
L	N	L	C	O
Y	T	E	H	L
		R	O	A
			O	G
			L	E

SENSORY AREA

- | | | | | | |
|--------------------------|--------------------------|-------------------------------------|-------------------------------------|--------------------------|--|
| <input type="checkbox"/> | <input type="checkbox"/> | <input type="checkbox"/> | <input type="checkbox"/> | <input type="checkbox"/> | Boundaries are clearly defined. |
| <input type="checkbox"/> | <input type="checkbox"/> | <input checked="" type="checkbox"/> | <input type="checkbox"/> | <input type="checkbox"/> | Teachers/providers can see into each area from any point in the room. |
| <input type="checkbox"/> | <input type="checkbox"/> | <input type="checkbox"/> | <input type="checkbox"/> | <input type="checkbox"/> | Activities are on a cleanable floor surface. |
| <input type="checkbox"/> | | <input type="checkbox"/> | <input type="checkbox"/> | <input type="checkbox"/> | Aprons are accessible to children at the water table to help prevent them from becoming too wet. |
| <input type="checkbox"/> | <input type="checkbox"/> | <input type="checkbox"/> | <input type="checkbox"/> | <input type="checkbox"/> | Plenty of containers are available for digging, measuring, scooping, pouring, etc. |
| <input type="checkbox"/> | <input type="checkbox"/> | <input type="checkbox"/> | <input type="checkbox"/> | <input type="checkbox"/> | Avoid overcrowding: 2-4 children at one time. |
| <input type="checkbox"/> | <input type="checkbox"/> | <input type="checkbox"/> | <input checked="" type="checkbox"/> | <input type="checkbox"/> | Change accessories periodically to encourage different types of play. |
| <input type="checkbox"/> | <input type="checkbox"/> | <input type="checkbox"/> | <input type="checkbox"/> | <input type="checkbox"/> | Change sand on occasion for different textures: rice, cornmeal, etc. |

